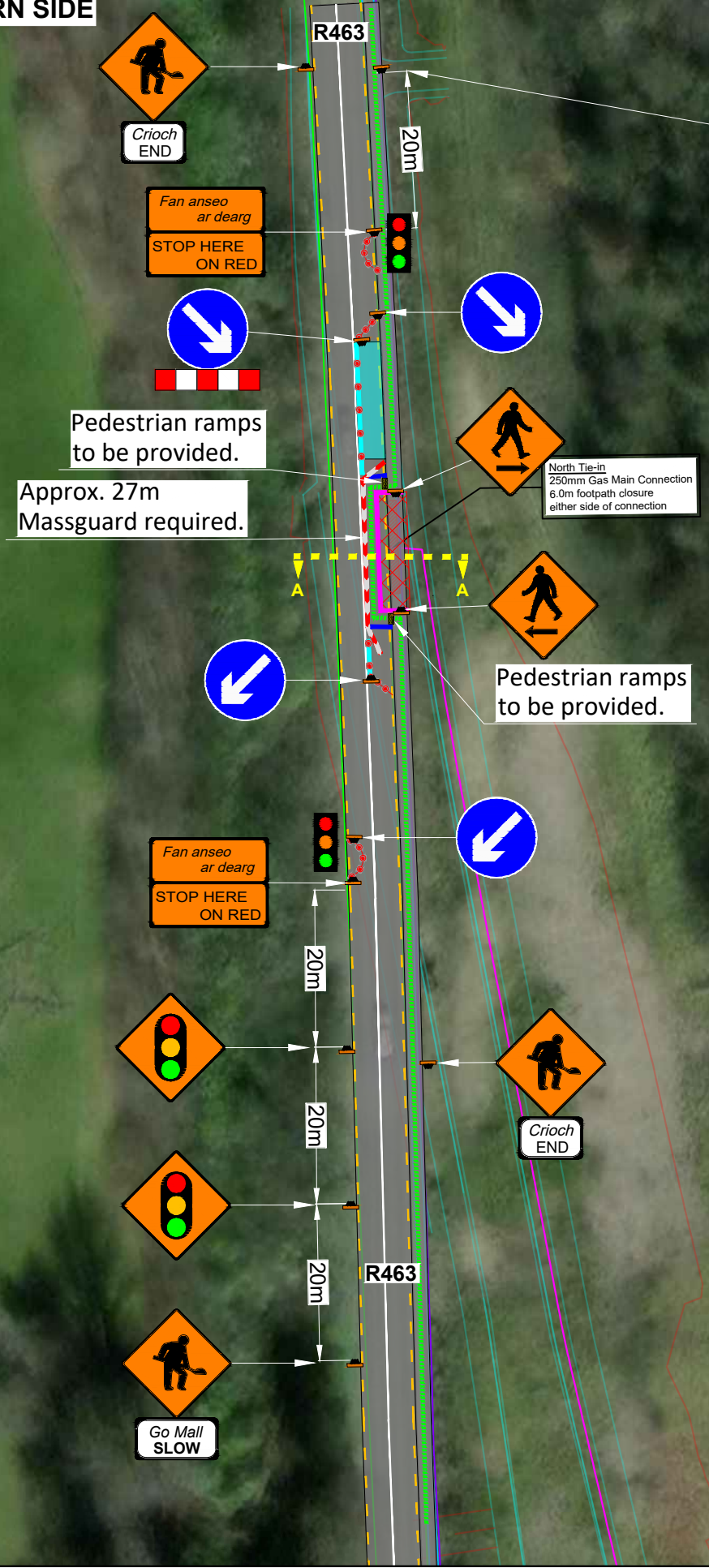
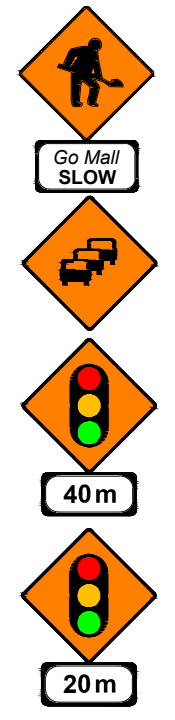


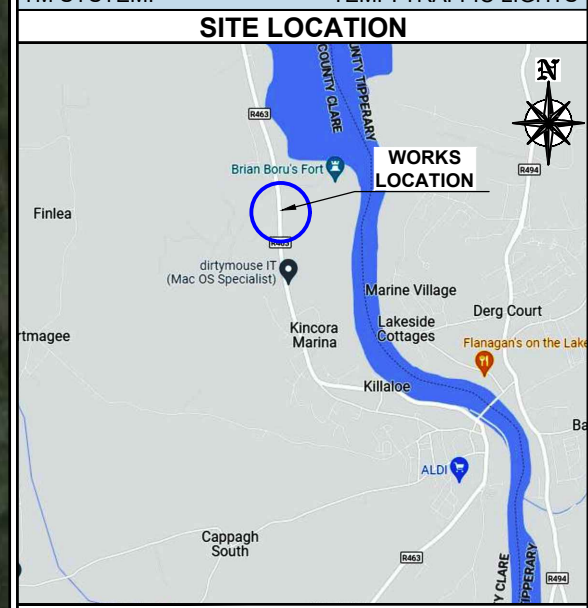
R463 GAS MAIN WORKS - NORTHERN SIDE



AWS PLACED 20m APART



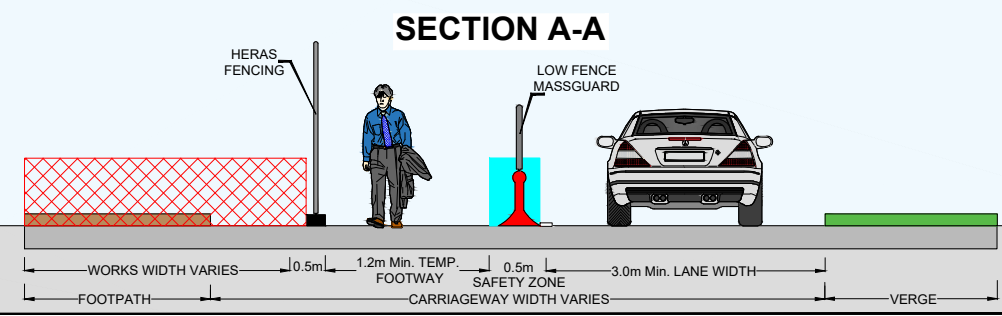
DESIGN PARAMETERS	
CHAPTER 8 ROAD LEVEL:	1(IV)
SPEED LIMIT:	60km/h
ROADWORKS TYPE:	A
NUMBER OF SIGNS:	3
SIGN VISIBILITY:	60m
DISTANCE BETWEEN SIGNS:	20m
SIGNS SIZE RECTANGULAR - MIN.:	600mm
SIGNS SIZE CIRCULAR - MIN.:	600mm
CONE HEIGHT - MIN.:	750mm
TAPER CONE SPACING:	1m
LONGITUDINAL CONE SPACING:	6m
RATE OF TAPER:	LANE - 45°; HS - 1 IN 10m
SAFETY ZONE: LONGITUDINAL - 15m; LATERAL 0.5m	
CUMULATIVE AWS DISTANCE:	60m
MAXIMUM LENGTH OF SHUTTLE:	500m
MINIMUM LANE WIDTH:	3m
TM SYSTEM:	TEMP. TRAFFIC LIGHTS



SITE SPECIFIC NOTES

- a) ALL STOP SHALL BE NO LONGER THAN 3 Min. on R463 ROAD.
- b) NO CENTRE LINE CONING DUE NARROW TWO WAY LANE WIDTH

LEGEND	
	- TEMPORARY TRAFFIC SIGN
	- TRAFFIC CONES
	- SAFETY ZONE
	- WORKS AREA
	- PEDESTRIAN ROUTE
	- PEDESTRIAN BARRIER
	- LOW FENCE MASSGUARD
	- HERAS FENCE



UNIT 28, SECOND AVE
COOKSTOWN IND. EST.
TALLAGHT, D24, IRELAND
TEL: (01) 424 2070
EMAIL: info@chmtd.ie
WEB: www.chmtd.ie

UNIT 6, WATERGRASSHILL
BUSINESS PARK,
CO. CORK, T56 TD42
TEL: +353868118317

GENERAL NOTES

- THIS TRAFFIC MANAGEMENT PLAN MAY ONLY BE IMPLEMENTED BY A TEMPORARY TRAFFIC OPERATIONS SUPERVISOR (TTOS) WHO MUST CARRY OUT A SITE RISK ASSESSMENT TO MODIFY (IF NECESSARY) THE MEASURES DESCRIBED TO SUIT ACTUAL SITE CONDITIONS BEFORE IMPLEMENTATION.
- THE TTOS MUST BE IN POSSESSION OF THE VALID CONSTRUCTION SKILLS REGISTRATION CARD SIGNING, LIGHTING, AND GUARDING AT ROADWORKS' CONSTRUCTION REGULATIONS, 2006 AND 2013-2021 CONSTRUCTION REGULATIONS.
- THE TTOS TO DETERMINE EXACT POSITION OF SIGNS CONSIDERING THE SITE SPECIFICS.

- IN ORDER THAT THE REQUIREMENTS SET OUT IN SECTION 17(2) OF THE SAFETY, HEALTH & WELFARE ACT (2005) AND SECTION 10 OF THE CONSTRUCTION REGULATIONS (2013-2021) ARE MET, THE PSCS MUST ADVISE THE PSDP AND ALL RELEVANT PARTIES OF ANY CHANGE TO THE TEMPORARY TRAFFIC MANAGEMENT PLAN.
- ALL WORKS ARE TO BE CARRIED OUT IN ACCORDANCE WITH LOCAL AUTHORITY REQUIREMENTS AND TO BE INCLUDED IN THE SITE SPECIFIC SAFETY & HEALTH PLAN.
- MAINTENANCE CHECKS SHOULD BE CARRIED OUT AT REGULAR INTERVALS AND IN ACCORDANCE WITH CONTRACT SPECIFICATIONS.

- TEMPORARY TRAFFIC OPERATIONS SUPERVISOR TO CARRY OUT A SITE RISK ASSESSMENT PRIOR TO THE INSTALLATION OF THE TRAFFIC MANAGEMENT PLAN TO ENSURE THAT CONDITIONS REFLECT THOSE CONSIDERED FOR DESIGN POST SUBMISSION.
- ALL SIGNS, USED FOR THIS TRAFFIC MANAGEMENT PLAN MUST COMPLY WITH CHAPTER 8 OF TRAFFIC SIGNS MANUAL LATEST EDITION.
- WK 052 THIS SIGN SHOULD BE USED TO INDICATE THE POSITION OF A SITE ENTRANCE AND/OR EXIT. REFER TO CH. 8 FOR USAGE.
- BANKS MEN TO MANAGE SITE ACCESS & EGRESS.
- IF SAFETY BARRIERS USED THIS MUST COMPLY WITH TII DN-REQ-03034-1 IS EN 1317-1 E) TEMPORARY SAFETY BARRIER THE APPROACH LENGTHS TO TERMINALS MUST BE KEPT CLEAR, AND NO WORKS SHOULD BE UNDERTAKEN IN THAT EXCLUSION ZONE AND SAFETY ZONE.

- THE CONTRACTOR SHALL BE RESPONSIBLE FOR PROVIDING ALL REQUIRED RAMP ACCESS TO ALL CHANGES IN ROAD SURFACE LEVEL WHERE TRAFFIC RUNS ON A TEMPORARY SURFACE AND ALSO FOR CYCLE/PEDESTRIAN RAMP WHERE THERE IS A LEVEL DISCONTINUITY AS A RESULT OF THE WORKS ON CYCLE PATHS & FOOTPATHS
- ADDITIONAL SIGNS MAY BE USED TO COMPLEMENT THE SPECIFIC SIGNS USED AT THE ROADWORKS: WARNING SIGNS - YELLOW BACKGROUND - DESCRIBED IN CHAPTER 6, REGULATORY SIGNS - DESCRIBED IN CHAPTER 5, ETC. THEY ALL MUST COMPLY WITH THE SPECIFICATIONS OF 'TRAFFIC SIGNS MANUAL' AND 'TS4: GUIDELINES, CERTIFICATION SCHEME AND SPECIFICATION FOR CONSTRUCTION OF TRAFFIC SIGNS'.
- SET BACK TO BE MAINTAINED FROM TEMPORARY SIGN TO LIVE CARRIAGEWAY AS SET OUT ON CHAPTER 8 AND TTM OPERATIONS GUIDANCE
- ALL INFORMATION CONTAINED IN THIS DRAWING SHOULD BE CHECKED VERIFIED AND APPROVED PRIOR TO ANY STAGE OF CONSTRUCTION.

REV	DESCRIPTION	DATE	REV BY	CHK BY



CLIENT: **KILLALOE BYPASS CO. CLARE**

TITLE: **R463 GAS MAIN WORKS NORTHERN TIE IN - TEMP. TRAFFIC LIGHTS**

DIRECTOR:	BE	PM:	AA	CHECKED:	AA
SCALE:	NTS	DRAWN BY:	EB	DATE:	19/01/24
STAGE:	CONSTRUCTION			A3 (297x420mm)	
DRAWING NO:	EN 6487 - 000 - 035			REV:	00